

Climate control

Room thermostats



thermio 101 A



thermio 102 A



thermio 301 A



thermio 201 A



thermio 301 E



thermio 101 E



thermio 201 E

Description

Common features:

- Electronic room thermostat For all types of heating, e.g. gas, water, electric heating, etc.
- Snap-fit function, easy installation without screws
- Temperature control via dial (except 102 A)
- Temperature setting range 5 ... 30°C

thermio 102 A

- Tamper-proof temperature control (without adjustment dial)
- External temperature reduction possible via timer control

thermio 101 A

- Rings beneath the adjustment dial to limit the setpoint temperature

thermio 101 E as thermio 101 A, but with

- Matching cover frames for various switch ranges (available to order as an option)

thermio 201 A

- Switch for on/off + indicator light
- External temperature reduction possible via timer control
- Dimmable and switchable LED
- Rings beneath the adjustment wheel to limit the setpoint temperature

thermio 201 E as thermio 201 A, but with

- Matching cover frames for various switch ranges (available to order as an option)

- thermio 301 A

- Mode switch (Heating, Off, Cooling) + indicator light
- External temperature reduction possible via control with a timer
- Dimmable and switchable LEDs
- Rings beneath the control dial to limit the setpoint temperature
- Connection of an external temperature sensor possible (100 kΩ at 25°C)

thermio 301 E as per thermio 301 A, but with

- Matching cover frames for various switch ranges (available to order)

Product selection

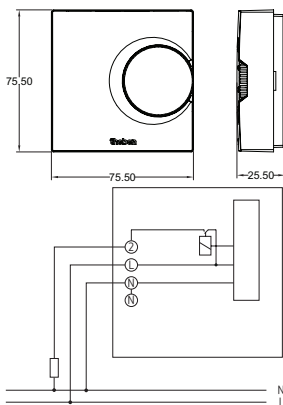
Connection type	Installation type	Heating/cooling switchable	On/off switch	Temperature control via adjustment dial	Switching capacity	Type	Item no.
Normally open	Wall construction			YES	10 A (at 230 V AC, cos φ = 1)	thermio 101 A	042100011
Normally open	Wall construction				10 A (at 230 V AC, cos φ = 1)	thermio 102 A	042100031
Normally open	Wall construction		YES	YES	10 A (at 230 V AC, cos φ = 1)	thermio 201 A	042100021
Normally open	Wall construction	YES	YES	YES	10 A (at 230 V AC, cos φ = 1)	thermio 301 A	042100041
Normally open	flush-mounted			YES	10 A (at 230 V AC, cos φ = 1)	thermio 101 E	042200011
Normally open	flush-mounted		YES	YES	10 A (at 230 V AC, cos φ = 1)	thermio 201 E	042200021
Normally open	flush-mounted	YES	YES	YES	10 A (at 230 V AC, cos φ = 1)	thermio 301 E	042200031

Technical specifications

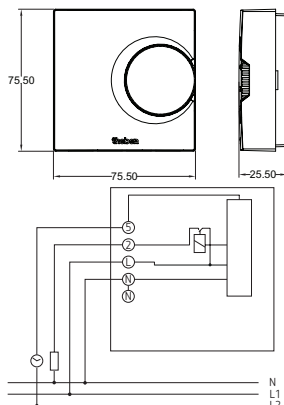
	thermio 101 A	thermio 102 A	thermio 201 A	thermio 301 A	thermio 101 E	thermio 201 E	thermio 301 E
Operating voltage	230 V AC						
Frequency	50 - 60 Hz						
Contact type	Normally open contact						
Switching output	Not potential-free						
Switching capacity	10 A 10 A (at 230 V AC, $\cos \varphi = 1$)						
Temperature setting range	5°C to 30°C						
Function type	Electronic						
Heating / Cooling switchable	-			YES			YES
Control accuracy	± 0.25 K						
Mounting type	Surface-mounted				Flush-mounted		
Protection rating	IP 40						
Protection class	Class II according to EN 60 730-1						

Dimension drawings

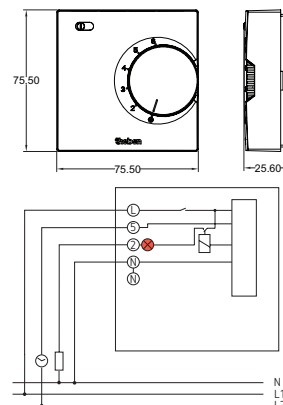
thermio 101 A



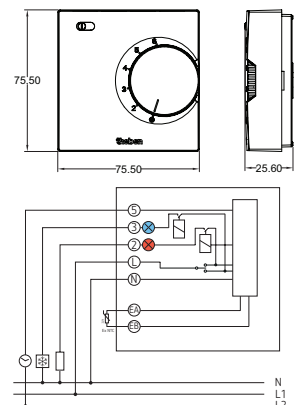
thermio 102 A



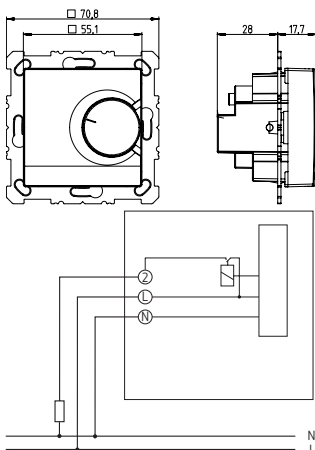
thermio 201 A



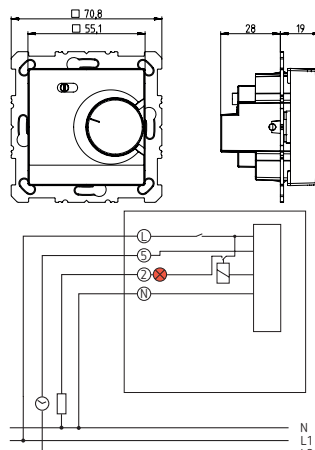
thermio 301 A



thermio 101 E



thermio 201 E



thermio 301 E

